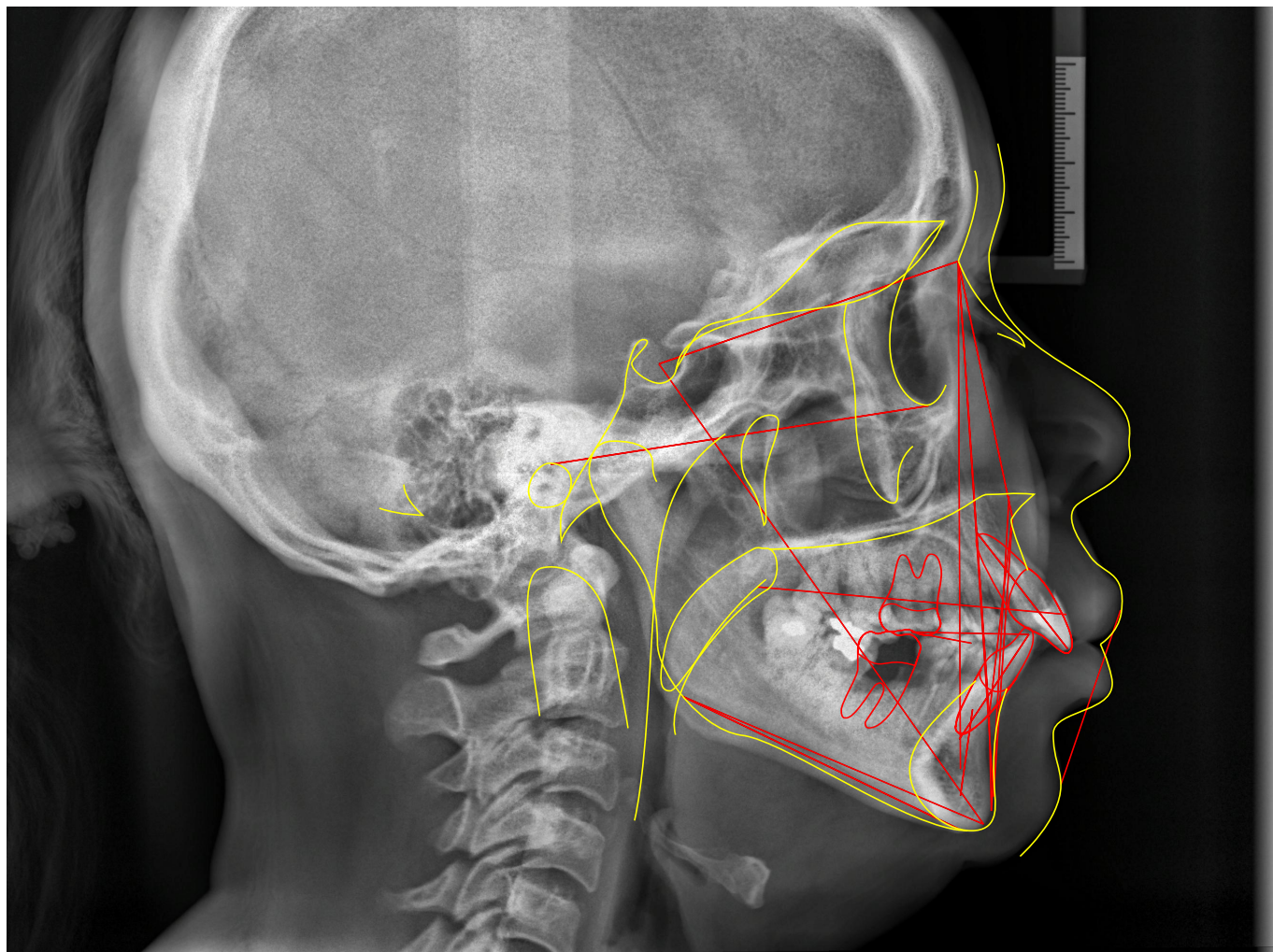

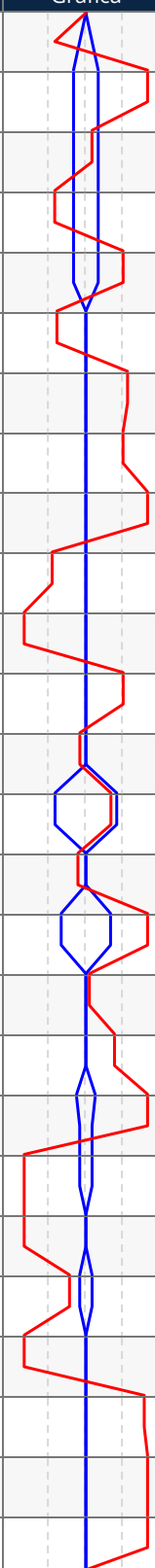



## Análise USP

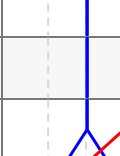






### Análise USP

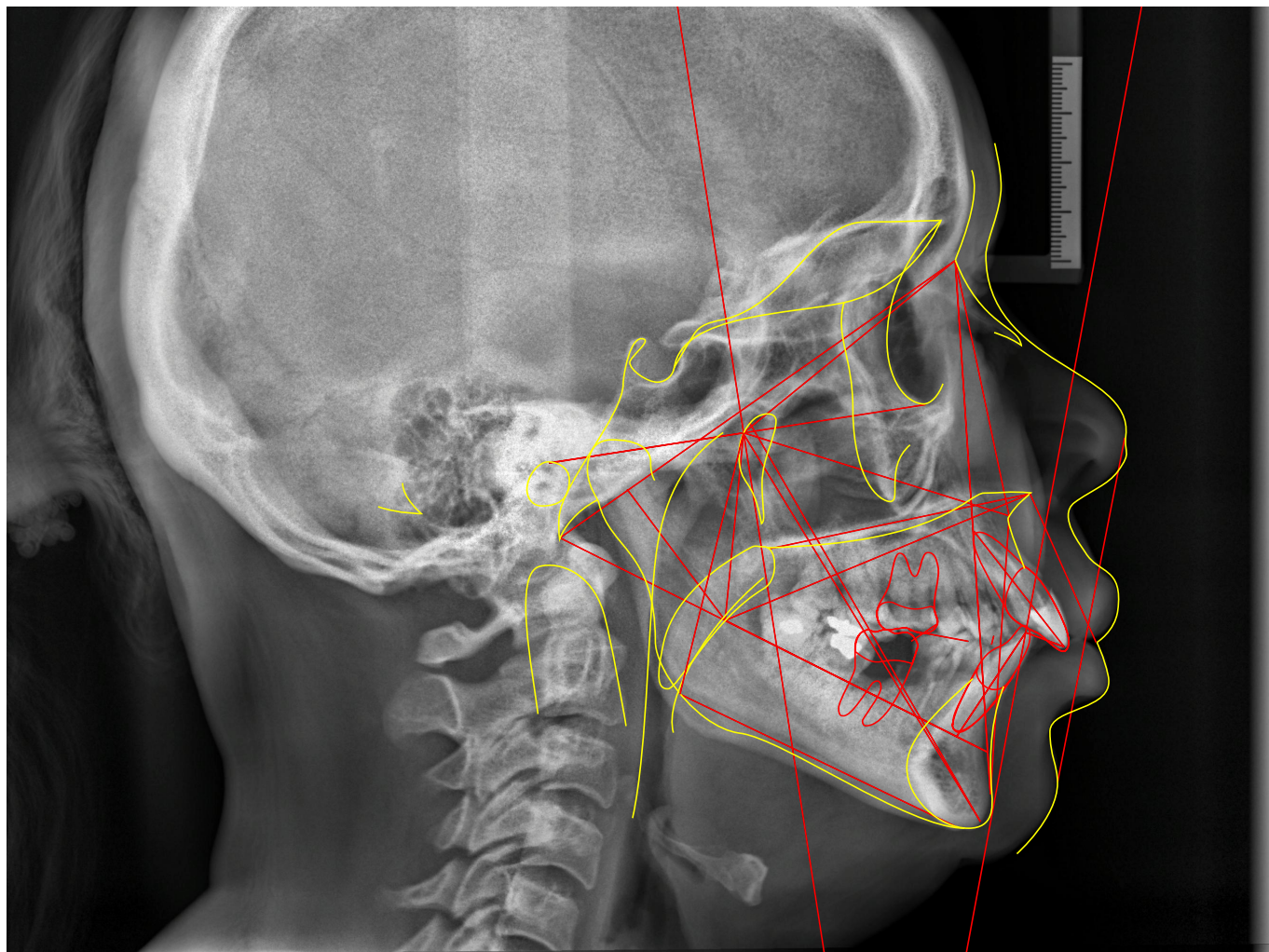
|    | Fator                            | Valor Obtido | Padrão     | Desvio  | Classe              | Representação Gráfica  |
|----|----------------------------------|--------------|------------|---------|---------------------|--|
| 1  | N-Pog.Po.Orb (N-Pog.Po.Orb)      | 84,966°      | 90 ± 1     | -5,034  | ---                 |  |
| 2  | NAP ((f)NA.APog)                 | 15,77°       | 0 ± 2      | 15,77   | Perfil convexo      |  |
| 3  | Ângulo Facial (S-N.A)            | 82,985°      | 82 ± 2     | 0,985   | Bom posicionamento  |  |
| 4  | S-N.B (S-N.B)                    | 74,947°      | 80 ± 2     | -5,053  | Retrusão mandibular |  |
| 5  | A-N.B ((A-N).(N-B))              | 8,038°       | 2 ± 2      | 6,038   | Cl II esquelética   |  |
| 6  | S-N.D (S-N.D)                    | 71,308°      | 76 ± 0     | -4,692  | ---                 |  |
| 7  | N-S.Gn (N-S.Gn)                  | 73,756°      | 67 ± 0     | 6,756   | ---                 |  |
| 8  | SN.Ocl (S-N.Ppd-iii)             | 20,022°      | 14 ± 0     | 6,022   | ---                 |  |
| 9  | S-N.Go-Me (S-N.Go-Me)            | 44,589°      | 32 ± 0     | 12,589  | ---                 |  |
| 10 | Go-Gn.Ocl (Go-Gn.Ocl)            | 12,53°       | 18 ± 0     | -5,47   | ---                 |  |
| 11 | 1/.1 ((Ais-lis).(Aii-iii))       | 108,461°     | 131 ± 0    | -22,539 | ---                 |  |
| 12 | 1/.NS (1/.NS)                    | 109,047°     | 103 ± 0    | 6,047   | ---                 |  |
| 13 | /1-Orbita (/1-Orbita)            | 4,024mm      | 5 ± 0      | -0,976  | ---                 |  |
| 14 | 1/.NA (1/.NA)                    | 26,062°      | 22 ± 5     | 4,062   | Bom posicionamento  |  |
| 15 | 1/-NA (1/-NA)                    | 2,712mm      | 4 ± 0      | -1,288  | ---                 |  |
| 16 | /1.NB ((iii-Aii).(N-B))          | 37,439°      | 25 ± 4     | 12,439  | Inclinação superior |  |
| 17 | /1-NB (iii-(N-B))                | 4,562mm      | 4 ± 0      | 0,562   | ---                 |  |
| 18 | /1-NPog (iii-(N-Pog))            | 4,638mm      | 0 ± 0      | 4,638   | ---                 |  |
| 19 | H.N-B (H.N-B)                    | 22,757°      | 10,5 ± 1,5 | 12,257  | ---                 |  |
| 20 | H-Nariz (Pn-LsPog')              | -4,849mm     | 10 ± 1     | -14,849 | ---                 |  |
| 21 | Pog-NB (Pog-(N-B))               | 0,107mm      | ---        | -14,849 | ---                 |  |
| 22 | Eminência Mentoniana (B-E-Go-Me) | 4,35mm       | 7 ± 1      | -2,65   | ---                 |  |
| 23 | FMIA ((Po-Or).(Aii-iii))         | 47,64°       | 68 ± 0     | -20,36  | ---                 |  |
| 24 | FMA ((Go-Me).(Po-Or))            | 34,457°      | 25 ± 0     | 9,457   | ---                 |  |
| 25 | IMPA ((Me-Go).(Aii-iii))         | 97,902°      | 87 ± 0     | 10,902  | ---                 |  |
| 26 | TPi (TPi)                        | 0,547mm      | ---        | 10,902  | ---                 |  |
|    | Grupo                            |              |            |         |                     |  |




|    | Fator                            | Valor Obtido | Padrão | Desvio | Classe | Representação Gráfica   |
|----|----------------------------------|--------------|--------|--------|--------|---|
| 27 | /1-Linha I (Ili-P'E)             | -2,784mm     | 0 ± 0  | -2,784 | ---    |  |
| 28 | Go-Me.V-T (Go-Me.V-T)            | 72,379°      | 72 ± 0 | 0,379  | ---    |  |
| 29 | F.V-T (F.V-T)                    | 73,164°      | 81 ± 0 | -7,836 | ---    |  |
| 30 | A-V-T (A-V-T)                    | 1,265mm      | 3 ± 0  | -1,735 | ---    |  |
| 31 | Ili-V-T (Ili-V-T)                | 4,57mm       | 6 ± 0  | -1,43  | ---    |  |
| 32 | H.V-T (H.V-T)                    | 10,842°      | 5 ± 0  | 5,842  | ---    |  |
| 33 | NA.APog (NA.APog)                | 15,77°       | ---    | 5,842  | ---    |  |
| 34 | Convexidade do Ponto A (A-N-Pog) | 3,747mm      | ---    | 5,842  | ---    |  |



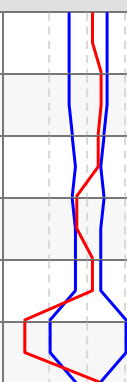
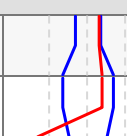
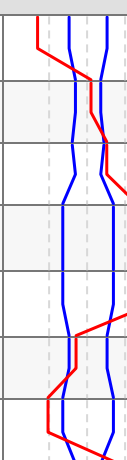
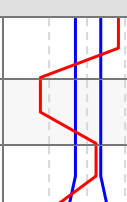
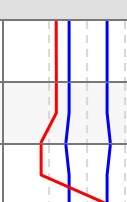
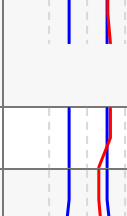
## Análise de Ricketts




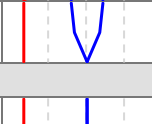







### Análise de Ricketts

|    | Fator   | Valor Obtido | Padrão    | Desvio  | Classe              | Representação Gráfica   |
|----|---|--------------|-----------|---------|---------------------|---|
|    | Campo I - Problemas Dentários                 |              |           |         |                     |   |
| 1  | Relação Molar (/6-6/)                         | -2,306mm     | -3 ± 3    | 0,694   | Classe I            |    |
| 2  | Relação Canina (/3-3/)                        | 0,057mm      | -2 ± 3    | 2,057   | Classe I            |   |
| 3  | Trespasse Horizontal (lii-lis)                | 4,1mm        | 2,5 ± 2,5 | 1,6     | ---                 |   |
| 4  | Trespasse Vertical (lis-lii)                  | 0,714mm      | 2,5 ± 2,5 | -1,786  | ---                 |   |
| 5  | Extrusão Incisiva Inferior (lii-Ppd-Par)      | 1,932mm      | 1,25 ± 2  | 0,682   | ---                 |   |
| 6  | 1/.1 ((Ais-lis).(Aii-lii))                    | 108,461°     | 130 ± 6   | -21,539 | ---                 |   |
|    | Campo II - Problemas Esqueletais              |              |           |         |                     |   |
| 7  | Convexidade do Ponto A (A-N-Pog)              | 3,747mm      | 2 ± 2     | 1,747   | Perfil reto         |    |
| 8  | Altura Facial Inferior (Ena-Xi.Xi-Pm)         | 49,207°      | 47 ± 4    | 2,207   | ---                 |   |
|    | Campo III - Dentadura em Relação ao Esqueleto |              |           |         |                     |   |
| 9  | Posição Molar Superior (D6/-PTVR Po-Or)       | 11,018mm     | 19 ± 3    | -7,982  | ---                 |   |
| 10 | Protusão Incisivo Inferior (lii-A-Pog)        | 2,46mm       | 2 ± 2     | 0,46    | ---                 |   |
| 11 | Protusão Incisivo Superior (lis-A-Pog)        | 6,449mm      | 3,5 ± 2,5 | 2,949   | Protrusão inc. sup. |   |
| 12 | Inclinação Incisivo Inferior (A-Pog.lii-Aii)  | 29,707°      | 22 ± 4    | 7,707   | Protusão inc. inf.  |   |
| 13 | Inclinação Incisivo Superior (A-Pog.Ais-lis)  | 41,832°      | 28 ± 4    | 13,832  | ---                 |   |
| 14 | Ramo Mandíbula - Xi (Xi-Ppd-PAR)              | -2,403mm     | -0,5 ± 3  | -1,903  | ---                 |   |
| 15 | Inclinação Plano Oclusal (Xi-Pm.Ppd-PAR)      | 16,169°      | 22,5 ± 4  | -6,331  | ---                 |   |
|    | Campo IV - Problemas Estéticos                |              |           |         |                     |   |
| 16 | Protusão Labial Inferior (Li-Pn-Pog')         | 2,791mm      | -2 ± 2    | 4,791   | Protrusão           |  |
| 17 | Comprimento Lábio Superior (Ena-Stm)          | 16,466mm     | 24 ± 2    | -7,534  | ---                 |   |
| 18 | Comissura Labial (Stm-Ppd-PAR)                | -2,245mm     | -3,5 ± 2  | 1,255   | ---                 |   |
|    | Campo V - Relação Crânio-Facial               |              |           |         |                     |   |
| 19 | Profundidade Facial ((Po-Or).(N-Pog))         | 84,966°      | 90 ± 3    | -5,034  | Retrusão mandibular |  |
| 20 | Ângulo do Eixo Facial (Ba-N.Gn-Ptm)           | 84,983°      | 90 ± 3    | -5,017  | ---                 |   |
| 21 | Cone Facial (Go-Me.N-pog)                     | 60,577°      | 68 ± 3,5  | -7,423  | ---                 |   |
| 22 | Profundidade de Maxila (A-N.Po-Or)            | 93,117°      | 90 ± 3    | 3,117   | Protrusão maxilar   |  |
| 23 | Altura Maxilar (N-CF.A-CF)                    | 56,528°      | 53 ± 3    | 3,528   | ---                 |   |
| 24 | Altura Facial Total (N-Ba.Ba-Pm)              | 61,691°      | 60 ± 3    | 1,691   | ---                 |   |



|  | Fator   | Valor Obtido | Padrão     | Desvio  | Classe  | Representação Gráfica   |
|--|---|--------------|------------|---------|---------|---|
| 25   | Plano Palatal ((f)(Enp-Ena).(Po-Or))            | 3,104°       | 1 ± 3,5    | 2,104   | ---     |    |
| 26   | Ângulo do Plano Mandibular (Po-Or.Go-Me)        | 34,457°      | 23,3 ± 4   | 11,157  | ---     |    |
| <b>Campo VI - Estruturas Esqueléticas Internas</b> |   |              |            |         |         |   |
| 27   | Deflexão Craniana (Po-Or.Ba-N)                  | 26,258°      | 27 ± 3     | -0,742  | ---     |    |
| 28   | Comprimento Craniano Anterior (N-Ba-N-PTVR-Gn') | 27,442mm     | 62,6 ± 2,5 | -35,158 | Pequeno |    |
| 29   | Altura da Face Posterior (CF-Go)                | 27,232mm     | 62,6 ± 3,3 | -35,368 | ---     |   |
| 30   | Posição do Ramo (Xi-CF.CF-Po)                   | 75,566°      | 76 ± 3     | -0,434  | ---     |  |
| 31   | Localização do Pório (Po-CF)                    | -19,939mm    | -38,5 ± 2  | 18,561  | ---     |  |
| 32   | Arco Mandibular (Pm-Xi.Xi-Dc)                   | 26,546°      | 26 ± 4     | 0,546   | ---     |  |
| 33   | Comprimento do Corpo (Xi-Pm)                    | 29,807mm     | 80,2 ± 2,5 | -50,393 | ---     |  |
| <b>Outros</b>                                      |   |              |            |         |         |   |
| 34   | (Enp-Ena).(Po-Or) ((Enp-Ena).(Po-Or))           | 3,104°       | ---        | -50,393 | ---     |  |
| 35   | Enp-(Po-Or) (Enp-(Po-Or))                       | -12,005mm    | ---        | -50,393 | ---     |  |
| 36   | Ena-(Po-Or) (Ena-(Po-Or))                       | -10,543mm    | ---        | -50,393 | ---     |  |



## ANÁLISE SINTÉTICA

### Análise USP

|                |                     |
|----------------|---------------------|
| NAP:           | Perfil convexo      |
| Ângulo Facial: | Bom posicionamento  |
| S-N.B:         | Retrusão mandibular |
| A-N.B:         | Cl II esquelética   |
| 1/.NA:         | Bom posicionamento  |
| /1.NB:         | Inclinação superior |

### Análise de Ricketts

|                                |                      |
|--------------------------------|----------------------|
| Cálculo de Vert:               | Dolicofacial (-1.31) |
| Relação Molar:                 | Classe I             |
| Relação Canina:                | Classe I             |
| Convexidade do Ponto A:        | Perfil reto          |
| Protusão Incisivo Superior:    | Protrusão inc. sup.  |
| Inclinação Incisivo Inferior:  | Protrusão inc. inf.  |
| Protusão Labial Inferior:      | Protrusão            |
| Profundidade Facial:           | Retrusão mandibular  |
| Profundidade de Maxila:        | Protrusão maxilar    |
| Comprimento Craniano Anterior: | Pequeno              |